

SCHEDULE OPTIONS FOR PRESCHOOL DURING SCHOOL CLOSURE		6/15/20 & 6/16/20
7:30 - 8:00 ^(ish)	Wake, Eat breakfast, Mindfulness Activity or Yoga? Brush teeth / Wash Face	
8:00 - 9:00	Get dressed, Help adults clean / sweep, cartoons?, coloring, Free Play Monday: Wellness Wake Up with Mrs. Lenfest & Mr. Wentworth meet.google.com/ebf-tvdq-ugb	
9:00 - 9:15	Morning Mtg: Go over schedule for the day, Check in with RCS website for announcements: www.richmondconsolidated.org Pledge of Allegiance, Look through gallery of photos & video archive. Check ClassDojo or Facebook Group Page	
9:15 - 9:30	Bathroom, Wash Hands, Snack Time	
9:00 - 9:30	Number BINGO Monday & Tuesday meet.google.com/ijw-njaq-nps	
10:00 - 10:30	"School-Time Mtg"; Practice Alphabet, think of words for letter of the week, Review Shape names, Review Foundations Letters-Keywords-Sounds, Practice identifying numbers 0-20 w/rhymes for formation, Story and or songs / rhymes.	
10:30 - 11:00	Outside Play (Weather Permitting - or GoNoodle Activities, Yoga, Freeze Dancing, Musical chairs, Simon Says, etc.)	
11:00 - 11:30	ELA (English Language Arts: letter practice, drawing/writing, retelling stories w/ characters, setting, plot) Or Math: Number recognition, representation, patterns, measuring, counting, graphing, dice or card games, following recipes Tuesday- Preschool Meeting - Anything for Share or News Join with Google Meet meet.google.com/pxy-jtyu-nrn Join by phone (US) +1 567-231-5810 PIN: 723 329 484#	
11:30 - 12:00	Wash hands. Lunch / conversation / help clean up	
12:00 - 12:15	Story Time (Read books you have or go online for others to read stories to your child) Bathroom break	
12:15 - 1:15	Quiet Time / Rest Time (sleeping, listening to soothing music and/or mindfulness recordings, look at books, color/draw, puzzles)	
1:15 - 1:45	Off-screen Play: Playdough, Blocks, Puzzles, Water/Sand Play, Arts/Crafts	
1:45 - 2:15	ELA, Math, STEM, Social Studies Activity Tuesday 1:00 p.m.-2:00 p.m. Summer Send-Off Parade / Packet Pickup	
2:15 - 2:45	Outside Play (Weather Permitting) or Music / Movement	

Music / Movement:

Letters:

- ABC Phonics Song: https://www.youtube.com/watch?v=kXc-_hxRXlo
- Chicka Chicka Boom Boom: <https://www.youtube.com/watch?v=KBDTPHZO-xo>
- If You're Happy and You Know It! | Barefoot Books Singalong: <https://www.youtube.com/watch?v=71hqRT9U0wg>
- Phonics Song for Children w/Signing: <https://www.youtube.com/watch?v=R2frjzrC5Jg>
- Sesame Street: Sing the Alphabet Song! <https://www.youtube.com/watch?v=783EsrHchXA>

Numbers:

- Count And Move: <https://www.youtube.com/watch?v=Aq4UAss33qA>
- Numbers in the Teens (They Start with a 1): <https://www.youtube.com/watch?v=1W5aYi3lkho>
- Count to 20 and Workout: https://www.youtube.com/watch?v=_MVzXKfr6e8&t=90s
- Chicka Chicka 123: <https://www.youtube.com/watch?v=xdKMyJDp098>

Shapes:

- Shapes Song: <https://www.youtube.com/watch?v=mAE79M9lCbg>
- The Shape Song: <https://www.youtube.com/watch?v=TJhfl5vdxp4&list=TLPQMTQwNjIwMjAlj7Ou81YkPA&index=16>
- The Shape Song #2: <https://www.youtube.com/watch?v=03pyY9C2Pm8>

GoNoodle Favorites:

- Little Green Froggy: https://family.gonoodle.com/activities/little-green-froggy?utm_content=teacher&utm_medium=1614223&utm_campaign=share_link&utm_term=little-green-froggy&utm_source=clipboard
- Pop See Ko: https://family.gonoodle.com/activities/pop-see-ko?utm_content=teacher&utm_medium=1614223&utm_campaign=share_link&utm_term=pop-see-ko&utm_source=clipboard
- Pop See Ko 2.0: https://family.gonoodle.com/activities/pop-see-ko-2-dot-0?utm_content=teacher&utm_medium=1614223&utm_campaign=share_link&utm_term=pop-see-ko-2-dot-0&utm_source=clipboard
- Dinostomp: https://family.gonoodle.com/activities/dinosaur-stomp?utm_content=teacher&utm_medium=1614223&utm_campaign=share_link&utm_term=dinosaur-stomp&utm_source=clipboard
- Banana Banana Meatball: https://family.gonoodle.com/activities/banana-banana-meatball?utm_content=teacher&utm_medium=1614223&utm_campaign=share_link&utm_term=banana-banana-meatball&utm_source=clipboard

Fun Recipes for Kids:

Mini Chocolate Cake in the Microwave

Ingredients

- 4 Tablespoons all purpose flour
- 4 Tablespoons sugar
- 2 Tablespoons unsweetened cocoa
- 1 egg
- 3 Tablespoons milk
- 3 Tablespoons vegetable oil
- handful of chocolate chips

Directions

Spray a microwave safe large coffee cup with cooking spray. First add flour, then sugar and cocoa inside the coffee mug. Blend dry ingredients together. Next add milk, oil and 1 egg. Sprinkle chocolate chips on top. Gently stir until well combined. Place in microwave and cook for 3 minutes. If desired, add a scoop of ice cream or whip cream and sprinkle with chocolate chips.



Biscuit Sticks

Add chopped ham or other deli meat and shredded cheese to homemade biscuit dough. Flatten onto cookie sheet and cut into strips.



- 2 Cups flour
- 2 teaspoons Sugar
- 1/4 teaspoon salt
- 2/3 Cup milk
- 3 teaspoons Baking powder
- 1/2 teaspoon Cream of tartar
- 1/2 cup shortening
- 1/2 cup Chopped ham
- 1/2 Cup shredded cheese

In mixer blend flour, sugar, salt, baking powder and cream of tartar. Add shortening and blend. Stir in milk until dough forms a ball. Stir in ham and cheese. Roll or pat dough into a rectangle. Cut into rectangle sticks and bake at 450 degrees for 10 minutes or until golden.



BATTER:

- 1 egg
- 2/3 Cup milk
- 1 1/4 Cups flour
- 2 Tablespoons maple syrup
- 2 teaspoons cinnamon
- pinch of salt
- 1 teaspoon baking powder
- 3 large apples
- 1/4 Cup lemon juice
- 1/4 Cup water
- 1-1/2 Cups vegetable oil

TOPPING:

- 1/4 cup sugar
- 1/2 teaspoon of ground cinnamon

Directions:

In a mixing bowl, mix together egg, milk, flour, maple syrup, cinnamon, salt and baking powder. Blend until no lumps.

In a small bowl, blend together 1/4 Cup lemon juice and 1/4 Cup water. Core apples and cut into rings. (If you have an apple corer slicer this might be good method to use.) Place apple rings into lemon juice and water.

Add oil into pan and allow to heat several minutes. Dip each apple ring into prepared batter. Place into hot oil. Turn when sides turn golden brown. Drain on paper towels.

Prepare sugar and cinnamon into a small bowl. Dip fried apple into sugar cinnamon mix.

Perfect Peach Crisp

INGREDIENTS

6 large peaches, pit removed and sliced
(about 6 c.)

1/4 c. plus 2 tbsp. granulated sugar,
divided

Juice of 1/2 lemon

1 tsp. ground cinnamon

3/4 c. all-purpose flour

1/4 c. packed brown sugar

1/2 tsp. kosher salt

1/2 c. (1 stick) butter, cold, cut into
cubes


1 c. old-fashioned oats

Vanilla ice cream, for serving

DIRECTIONS

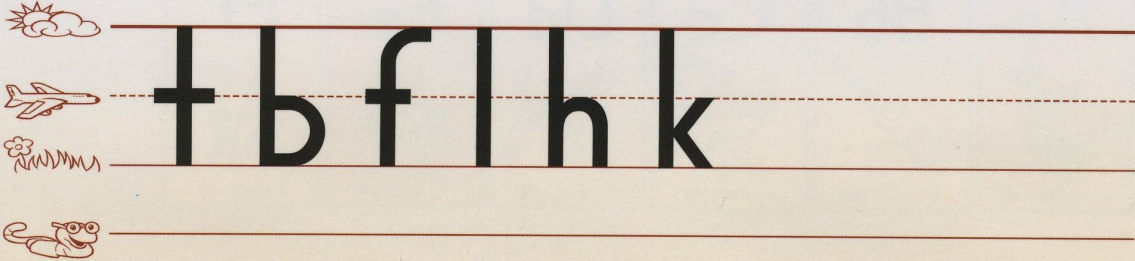
- 1** | Preheat oven to 375°. In a large ovenproof skillet, toss peaches with 2 tablespoons sugar, lemon juice, and cinnamon. Place skillet on a large rimmed baking dish.
- 2** | In a large bowl, whisk together flour, brown sugar, remaining 1/4 cup granulated sugar, and salt. Using a pastry cutter (or your hands), incorporate butter into flour mixture until it resembles coarse crumbs. Add oats and squeeze mixture with your hands until big, moist clumps form.
- 3** | Scatter oat mixture on top of peaches and bake until peaches are bubbling and topping is golden, about 1 hour.
- 4** | Let cool 10 minutes before serving with ice cream.






Letter Formation

Sky Line Letters

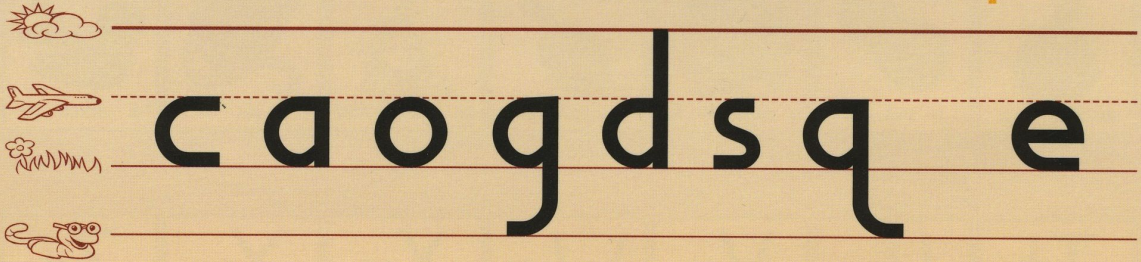


Plane Line Letters


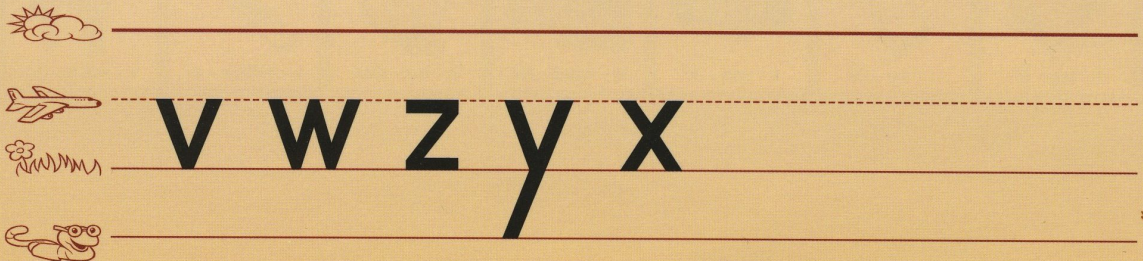




Plane Line Round Letters

Special e



Plane Line Slide Letters





Number Rhymes (Start at the green dot, follow the rhymes)



Circle around to make a zero, and you will be a great big hero!



A straight line down is lots of fun, that's how we make the number one!



Around the railroad track and back...two, two, two...



Around a tree, and around a tree, that's how we make the number three.



Down and over, down once more, that's how we make the number four.



A big fat five goes down and around; Put a flag on top to see what you found.



A curve and a loop, and a six makes a hoop!



Across the sky, down from Heaven, that's how we make the number seven.

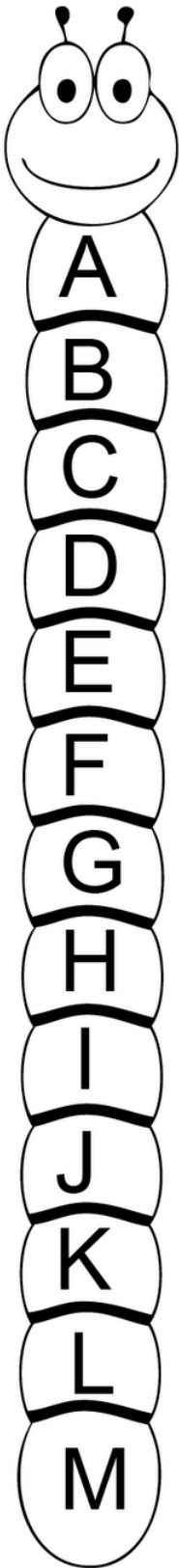


Make an S, but do not wait; Climb back up to make an eight!

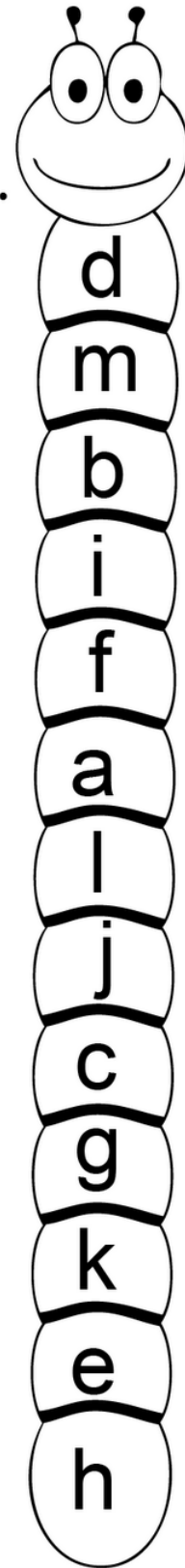


A loop and a line make a nine.







Name _____ Date _____



Draw a line to match each uppercase letter to its lowercase letter.



Count and Match.



5

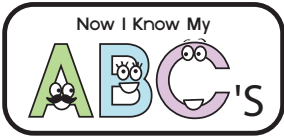
4

2


3

6

1



Connect the dots then color in the hidden picture!
Connect the dots from A to Z in alphabetical order.

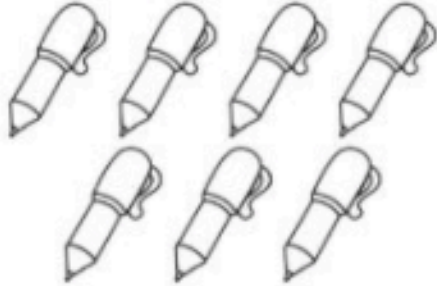

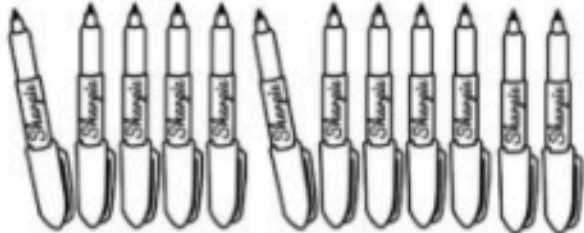













NAME: _____

Back to School Counting

Directions: Count the objects in each box.
Color the matching number.



Alphabet Trace

Aa

Bb

Cc

Dd

Ee

Ff

Gg

Hh

Ii

Jj

Kk

Ll

Mm

Nn

Oo

Pp

Qq

Rr

Ss

Tt

Uu

Vv

Ww

Xx

Yy

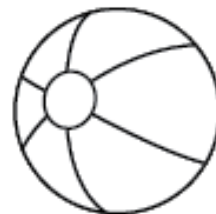
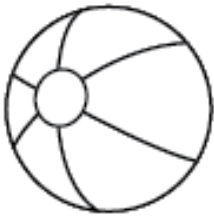
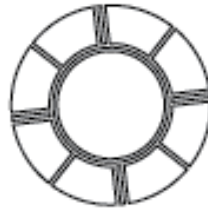
Zz



Name: _____

What comes next?


Circle the picture that comes next.




Name _____

Date _____

CVC. Build a word. Write the word
Cut out the words and paste them above the correct picture.
Then write the word below the picture.













www.cleverlearner.com

cat	net	bin
log	tin	cow

Name : _____



SENTENCE BUILDING



Cut out the words at the bottom of the page and paste them in the correct order.

--	--	--	--

Write the sentence.

Capital letter

Spaces

Punctuation

I	house.	see	a
---	--------	-----	---